



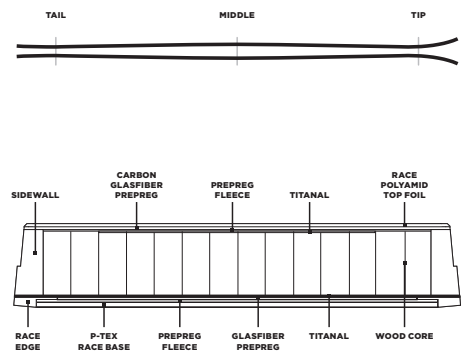
# AUGMENT.sKI



### SL WORLD CUP RACE

FIS standard compliant slalom ski for racers. Our SL skis are easy to control, due to their special construction. They guarantee enormous support and thereby they get the necessary stability. The excellent edge grip ensures explosive power out of the slalom curves.

| Name          | Radius | Side Cut         | Weight |
|---------------|--------|------------------|--------|
| SL FIS 148    | 11     | 112/65.5/98      | 1.275g |
| SL FIS WC 155 | 11     | 117/66/102       | 1.525g |
| SL FIS WC 165 | 12,5   | 118.5/67.5/103.5 | 1.700g |

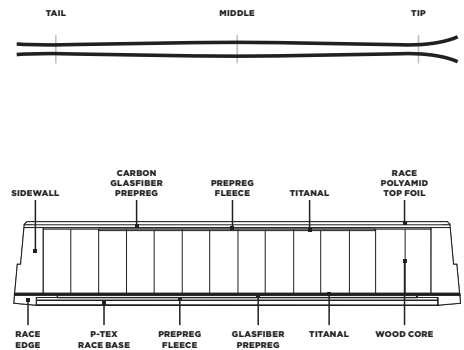




**GS  
WORLD CUP  
RACE**

FIS standard compliant GS ski for racers with a specially manufactured racing tip for maximum stability, edge hold and precise skiing. This construction helps easily negotiate powerful giant slalom turns.

| Name          | Radius | Side Cut      | Weight |
|---------------|--------|---------------|--------|
| GS FIS 164    | 18     | 105.5/65/90.5 | 1.475g |
| GS FIS 174    | 21     | 105.5/65/90   | 1.600g |
| GS FIS 183    | 25     | 102/65/87     | 2.000g |
| GS FIS WC 188 | 30     | 100/65/81     | 2.050g |
| GS FIS WC 193 | 30     | 101.1/65/82.5 | 2.200g |

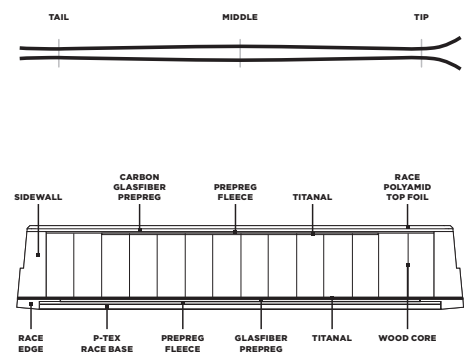




### GS WORLD CUP RACE PRO

Our GS World Cup Pro Racing ski is ready for any giant slalom race. The GS WC Pro is a copy of our World Cup FIS GS ski. This ski features a wider geometry that maximizes stability and its edge grip.

| Name          | Radius | Side Cut  | Weight |
|---------------|--------|-----------|--------|
| GS WC pro 176 | 18     | 113/68/97 | 1.775g |
| GS WC pro 181 | 21     | 107/68/92 | 1.800g |
| GS WC pro 185 | 25     | 106/68/91 | 2.025g |





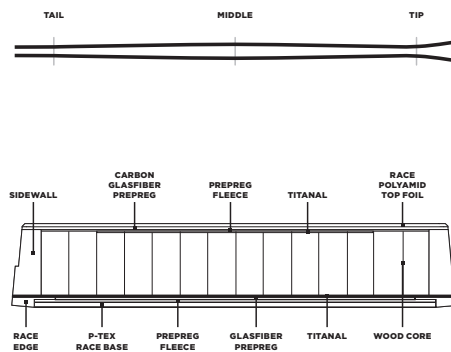
**SG  
WORLD CUP  
RACE**

Our SG World Cup Racing skis are built with a radius of the FIS regulation.

**DH  
WORLD CUP  
RACE**

Our DH World Cup Racing skis are built with a radius of the FIS regulation.

| Name       | Radius | Side Cut | Weight |
|------------|--------|----------|--------|
| SG FIS 190 | 30     | 97/65/84 | 2.125g |
| SG WC 205  | 40     | 95/65/84 | 2.300g |
| SG WC 212  | 45     | 91/65/81 | 2.500g |
| DH WC 211  | 50     | 91/65/78 | 2.500g |
| DH WC 218  | 50     | 89/65/79 | 2.650g |

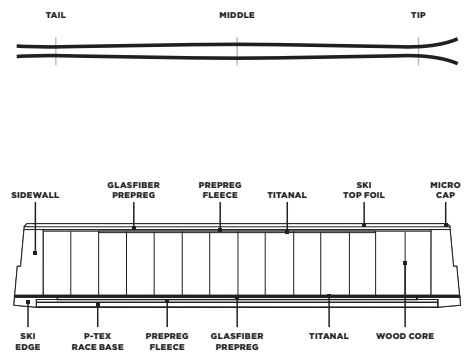




### RC RACE CARVING

The Race Carver is an all-rounder. Due to its racing character, the change from long to shorter turns is incredibly playful. The perfect carving ski for groomed slopes.

| Name             | Radius | Side Cut       | Weight |
|------------------|--------|----------------|--------|
| Race Carving 156 | 12     | 120.5/70/102.5 | 1.400g |
| Race Carving 164 | 13     | 122.5/70/104   | 1.475g |
| Race Carving 172 | 14     | 126/70/107.5   | 1.565g |
| Race Carving 180 | 16     | 126/70/107.5   | 1.675g |

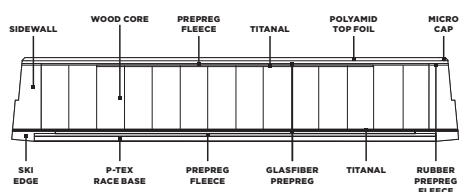




### ALL MOUNTAIN 88

The AM 88, with its perfectly coordinated sidecut geometry and rocker construction, is an agile, smooth-running off-road ski. Due to its special structure, it convinces with its enormous stability. Our AM 88 is a ski for every all mountain adventure.

| Name               | Radius | Side Cut   | Weight |
|--------------------|--------|------------|--------|
| All Mountain88 164 | 16     | 128/88/110 | 1.600g |
| All Mountain88 172 | 17     | 128/88/110 | 1.700g |
| All Mountain88 180 | 18     | 128/88/110 | 1.800g |

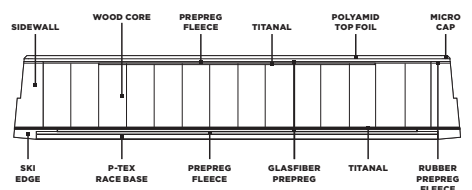





**ALL MOUNTAIN DOGE 91**

The DOGE 91 was developed in cooperation with our freestyle athletes. Due to the Prepreg Compression Molding and the materials used specifically for this purpose, this model is a versatile ski for park and terrain. A balanced tip & tail rocker and the specially shaped nose enable perfect ski guidance when heading to the kicker.

| Name                    | Radius | Side Cut   | Weight |
|-------------------------|--------|------------|--------|
| All Mountain DOGE91 177 | 17     | 123/91/120 | 1.650g |



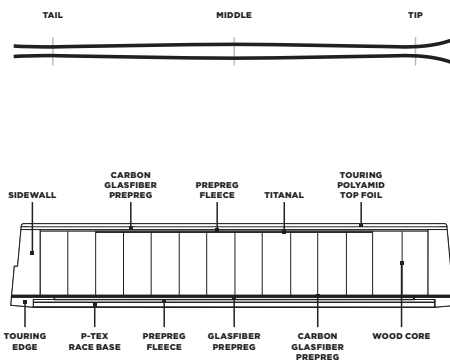




**RACE  
TOUR  
65**

The RT 65 is our top race touring ski. This ski was specially designed for ski mountaineering races, which promises perfect torsion and optimal flexural rigidity on fast descents.

| Name                   | Radius | Side Cut | Weight |
|------------------------|--------|----------|--------|
| Tour Carbon Race65 161 | 21     | 98/65/80 | 750g   |

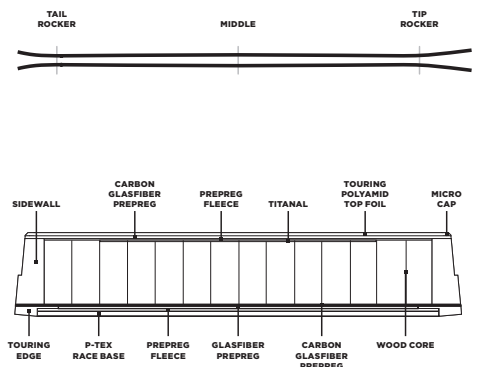





**TOUR  
CARBON  
78**

The Tour Carbon 78 is a ski for longer off-piste ski tours. Our TC 78 is an extremely light touring ski and, despite to its low weight, also has very good down-hill characteristics. A touring ski for challenging, high alpine tours.

| Name              | Radius | Side Cut   | Weight |
|-------------------|--------|------------|--------|
| Tour Carbon78 156 | 15     | 118/78/100 | 790g   |
| Tour Carbon78 164 | 16     | 118/78/100 | 890g   |
| Tour Carbon78 172 | 17     | 118/78/100 | 990g   |
| Tour Carbon78 180 | 18     | 118/78/100 | 1.090g |

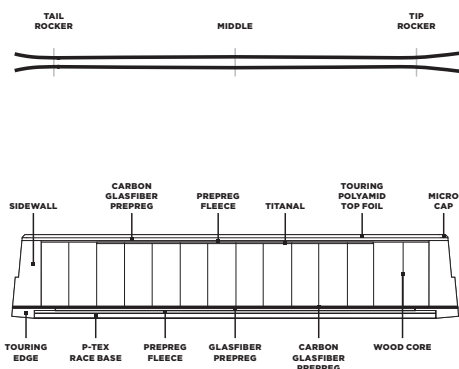





**TOUR  
CARBON  
88**

The Tour Carbon 88 is a touring ski for various snow conditions. Our TC 88 guarantees stability and sovereignty in various types of terrain. The PCM technology gives the TC 88 its perfect performance and is ready for any steep descent in the backcountry.

| Name              | Radius | Side Cut   | Weight |
|-------------------|--------|------------|--------|
| Tour Carbon88 156 | 15     | 128/88/110 | 950g   |
| Tour Carbon88 164 | 16     | 128/88/110 | 1.050g |
| Tour Carbon88 172 | 17     | 128/88/110 | 1.150g |
| Tour Carbon88 180 | 18     | 128/88/110 | 1.250g |

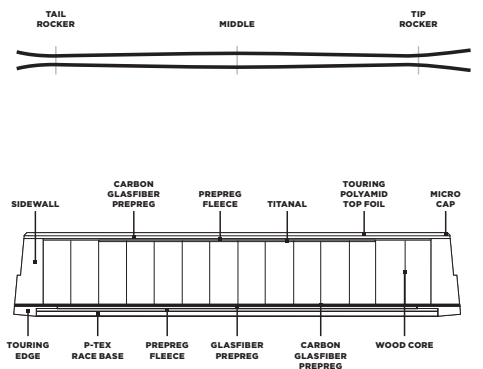





**TOUR  
RIDE  
98**

Our Tour Ride 98 is a versatile all-round talent for the backcountry. An additional layer of Titanal in the TR 98 guarantees manoeuvrability, liveliness and the required grip on steep off-piste descents.

| Name            | Radius | Side Cut   | Weight |
|-----------------|--------|------------|--------|
| Tour Ride98 172 | 17     | 138/98/120 | 1.490g |
| Tour Ride98 180 | 18     | 138/98/120 | 1.590g |
| Tour Ride98 188 | 19     | 138/98/120 | 1.690g |

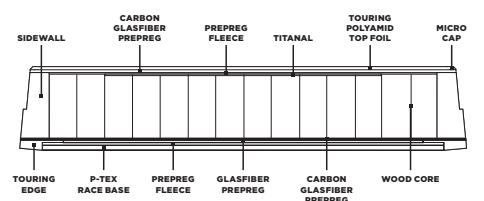





**TOUR RIDE 108**

The Tour Ride 108 is a reliable partner for big mountain adventures. With its perfect buoyancy, this ski can be skied dynamically and in a controlled manner on any terrain. The sidecut geometry of the TR 108 gives the ski excellent manoeuvrability. The coordinated structure gives the ski harmonious stability and absorption.

| Name             | Radius | Side Cut    | Weight |
|------------------|--------|-------------|--------|
| Tour Ride108 172 | 17     | 148/108/130 | 1.590g |
| Tour Ride108 180 | 18     | 148/108/130 | 1.690g |
| Tour Ride108 188 | 19     | 148/108/130 | 1.790g |





### RACE- PLATE

Name \_\_\_\_\_

WC Interface 10 mm \_\_\_\_\_

WC Interface 14 mm \_\_\_\_\_



### SYSTEM PLATE & BINDING

Name \_\_\_\_\_

DIN \_\_\_\_\_

rMotion3 Systembinding \_\_\_\_\_

4.0-12.0 \_\_\_\_\_

**XCOMP 12**

| Name     | DIN      |
|----------|----------|
| XComp 12 | 4.0-12.0 |

**XCOMP 16**

| Name     | DIN      |
|----------|----------|
| XComp 16 | 6.0-16.0 |



**XCOMP 18**

| Name     | DIN      |
|----------|----------|
| XComp 18 | 8.0-18.0 |

**XCOMP 24**

| Name     | DIN       |
|----------|-----------|
| XComp 24 | 12.0-24.0 |





**SQUIRE 11**

| Name      | Stopper width | DIN      |
|-----------|---------------|----------|
| Squire 11 | 90 mm         | 3.0-11.0 |
| Squire 11 | 100 mm        | 3.0-11.0 |
| Squire 11 | 110 mm        | 3.0-11.0 |

**GRIFFON 13**

| Name       | Stopper width | DIN      |
|------------|---------------|----------|
| Griffon 13 | 90 mm         | 4.0-13.0 |
| Griffon 13 | 100 mm        | 4.0-13.0 |
| Griffon 13 | 110 mm        | 4.0-13.0 |




**JESTER 16**

| Name      | Stopper width | DIN      |
|-----------|---------------|----------|
| Jester 16 | 90 mm         | 6.0-16.0 |
| Jester 16 | 100 mm        | 6.0-16.0 |
| Jester 16 | 110 mm        | 3.0-11.0 |

**ALPINIST 10 & 12**

| Name        | Stopper width | DIN      |
|-------------|---------------|----------|
| Alpinist 10 | 90 mm         | 4.0-10.0 |
| Alpinist 10 | 105 mm        | 6.0-12.0 |
| Alpinist 12 | 90 mm         | 4.0-13.0 |
| Alpinist 12 | 105 mm        | 6.0-12   |





### GRIFFON 13 DEMO BINDING

| Name             | Stopper width | DIN      |
|------------------|---------------|----------|
| Griffon 13 TCX D | 90 mm         | 6.0-16.0 |



### SQUIRE 11 DEMO BINDING

| Name            | Stopper width | DIN      |
|-----------------|---------------|----------|
| Squire 11 TCX D | 90 mm         | 4.0-10.0 |





An aerial photograph of a mountain range covered in snow. A prominent, jagged rocky ridge runs across the middle of the frame. The terrain is rugged with deep crevasses and snow-filled depressions. The sky is a pale, overcast grey, blending into the snow-covered peaks in the distance.

**AUGMENT.SKI**

Preliminary Version

Confidential

Augment Ski GmbH  
Mittersiller Bundesstraße 42  
5724 Stuhlfelden  
Österreich

+43 664 236 36 36  
info@augment-sports.com